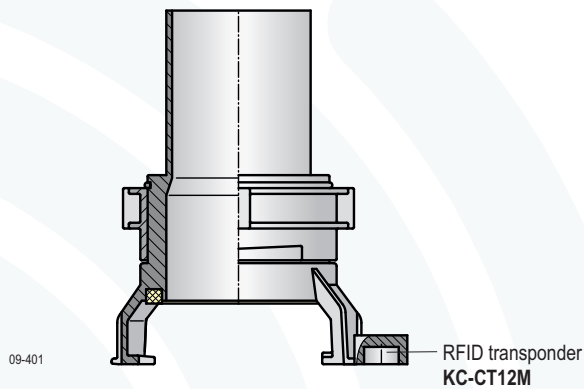


Appliance information

for hose coupling stations of plastics industry

Hose couplings Guillemin

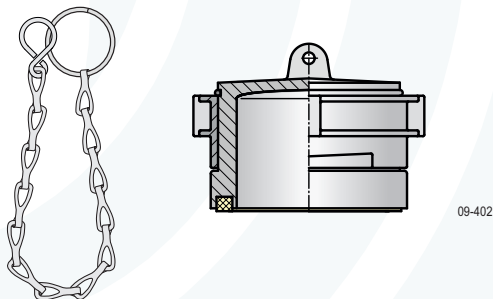
with hose nipple (GD), plain and thin-walled



Order code				
Type	DN	Nipple	W	Pipe
KCT-SGD040-GD040VA				40x1.5
KCT-SGD050-GD050AV				50x1.5
KCT-SGD065-GD063AV				63x1.5
KCT-SGD080-GD075AV				75x1.5
KCT-SGD100-GD100AV				100x1.5

End cap Guillemin

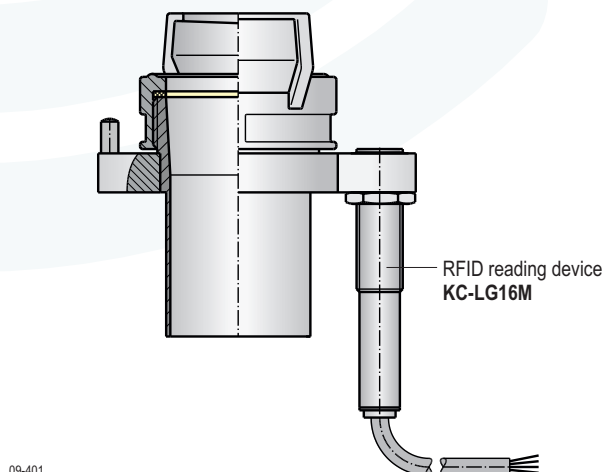
(SGB) with chain and S-hook without transponder



Order code		
Type	NG	W
K - SGB040	AL	
K - SGB050	AL	
K - SGB065	AL	
K - SGB080	AL	
K - SGB100	AL	

Pipe coupling Guillemin

with pipe-connection / hose nipple / welding end (GD)



Order code					
Type	DN	Nipple	W	KL	Pipe
KLG-SGG040-GD040	VA	0			40x1.5
KLG-SGG050-GD050	VA	0			50x1.5
KLG-SGG065-GD065	VA	0			65x1.5
KLG-SGG080-GD075	VA	0			75x1.5
KLG-SGG100-GD080	VA	0			100x1.5

Notes

The page contains a large grid area for taking notes. The grid is composed of small squares and covers most of the page. On the right side of the grid, there is a large, faint watermark of the Mollet logo, which consists of several concentric, curved lines.